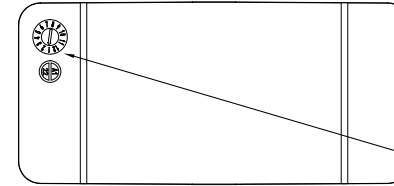
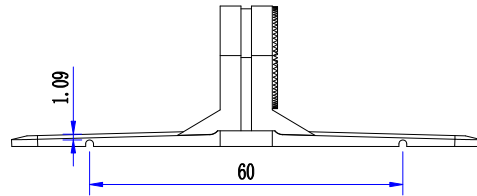
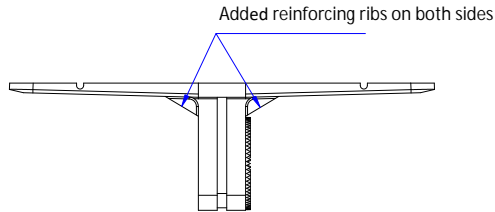
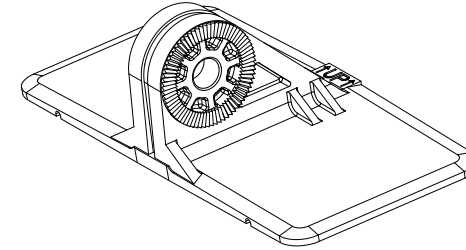
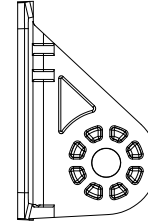
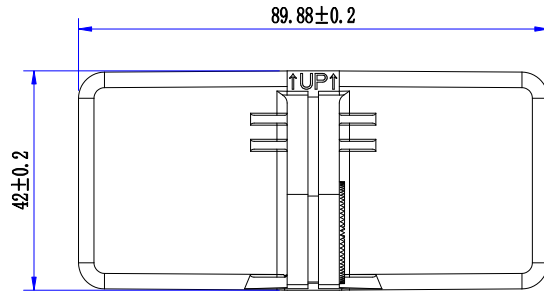
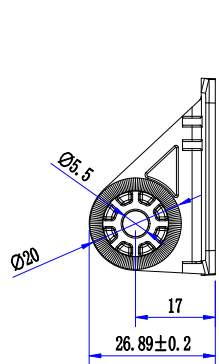


Revision Notes.				
Drawing updated to show reinforced ribs on bracket				
APA: P.Bu	Drawn: R.Timms	Checked:	Approved: S.Davis	Date: 01/09/23



At the circle, the month, year, and the stamp position of the mold version



NOTES:

**PROPRIETARY NOTICE**  
 THIS DESIGN AND TECHNICAL INFORMATION APPEARING ON THIS DRAWING IS THE PROPERTY OF BRIGADE ELECTRONICS, AND IS DISCLOSED IN CONFIDENCE. IT IS NOT TO BE COPIED, REPRODUCED, REVEALED TO OR EXPROPRIATED BY OTHERS, EITHER IN WHOLE OR IN PART WITHOUT THE EXPRESS WRITTEN CONSENT OF BRIGADE ELECTRONICS.



Assembly PI Approval P.Bu	Approved by S.Davis	Checked by	Drawn by R.Timms
Sheet No 1 of 1	Units mm	Scale N/A	Released 23.5.23
Angle of Projection Third Angle	Status Released	Assembly Ref DC-204-AI-B-01	
	Part No 7481	BE-004808-01-23	